

# hex garden kit

laura cheng



# community gardens

Community gardens provide people with a space to grow flowers, fruits, vegetables, and other plants who may not otherwise have the place to do so. These spaces are used by a wide variety of people and should be accessible to all, including seniors and those with limited mobility or physical disabilities.

## Issues & Opportunities to Address

- Gardeners have different preferences, abilities, needs
- Current garden beds are not very accessible, particularly for wheelchairs - too low, too wide, narrow paths, etc.

## Main Benefits

Promotes healthy lifestyles

Creates active communities

Physical and mental health benefits

Access for urban areas & those without gardens

## Design Goals

Raised bed that can be used by all - regardless of age or ability

Wheelchair accessible without compromising soil depth

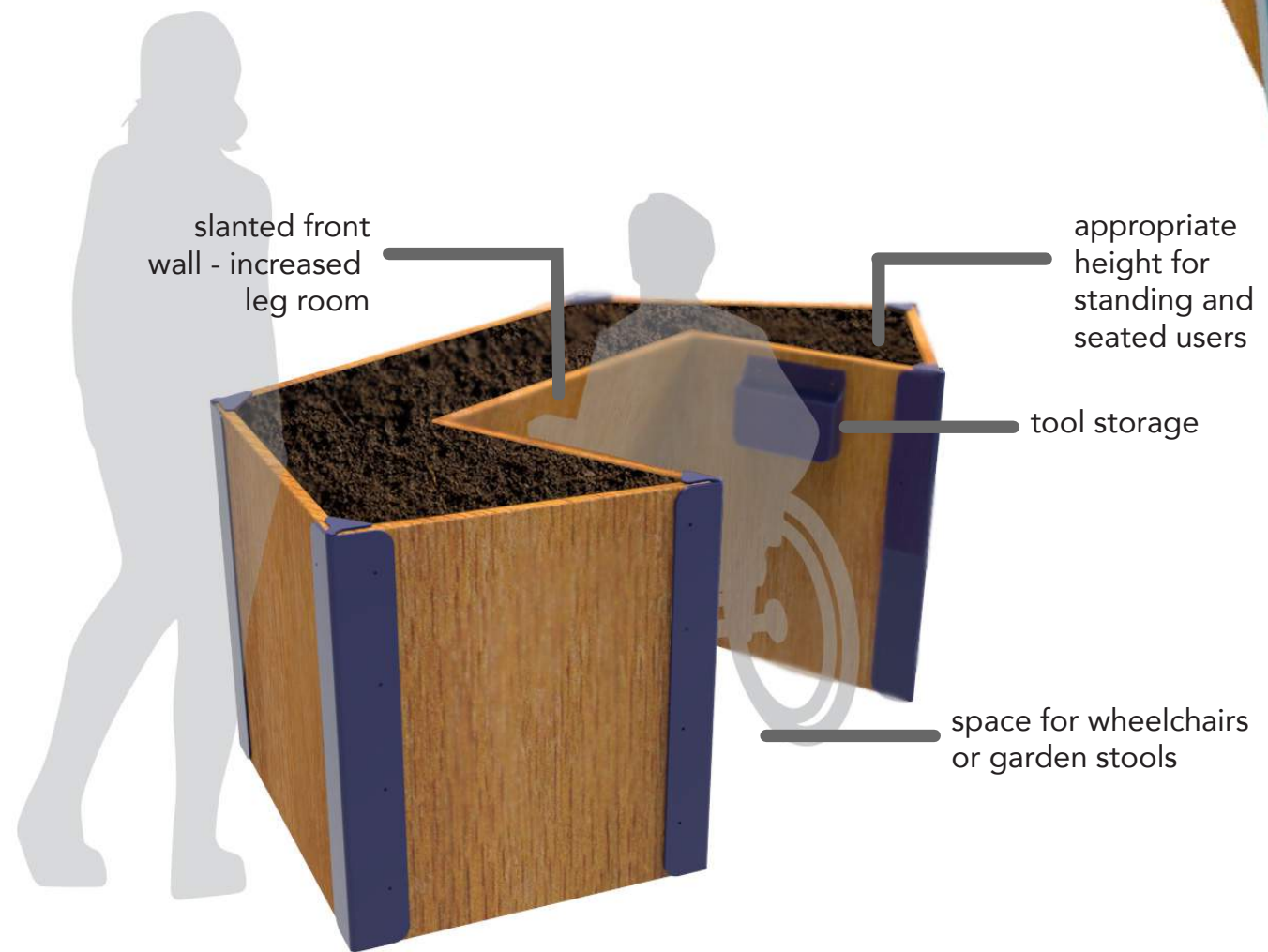
Built in or room for seating

Balance private plots with social engagement

Easy for garden managers to build

# hex garden kit


The Hex Garden Kit is designed to be universally accessible and simple for community garden managers to build. It is a system that comes together to make building and using a community garden easy.



## corner braces

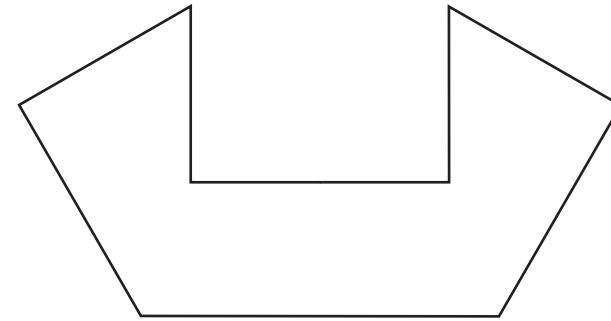
- bright colours for high contrast - to easily identify plots, especially with visual impairment
- powder coated steel, weather resistant
- fastened to the wood with screws

# the kit



## instruction booklet

- instructions for wood dimensions to cut and steps for assembling the garden bed



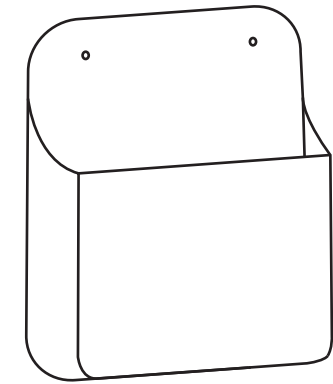
## landscape fabric

- used to lay out space for building & plan garden area
  - stays on bottom of garden bed and doubles as protection from weeds



## corner braces & fasteners

- stick into the ground and connect wood pieces
- labelled corresponding to where they fit on the landscape fabric



## tool box

- container to put gardening tools in while working
- drainage holes in the bottom

# steps

Cut out pressure treated wood dimensioned in instruction booklet

Lay out landscape fabric in desired location

Put corner braces into ground

Screw wood into corner braces and brackets & attach tool box

Fill garden bed with crushed gravel (bottom drainage) and topsoil

# configurations

The hex shape allows for various configurations to increase social engagement while still having personal garden plots.

